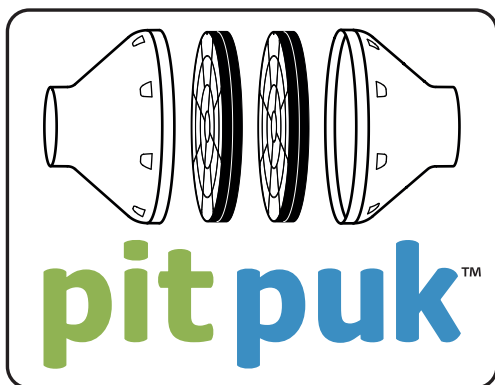


EN



## Assembly instruction for PITPUK Starter Kit



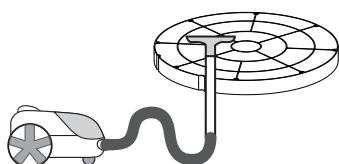
Thank you for choosing our high-tech quality product. Please follow the instructions.

### Application:

The PITPUK is a unique modular filter system with efficient adsorption of odour particles due to highly activated virgin carbon CTC80 and CTC65 coconut carbon. The activated carbon cartridges are easily interchangeable and can be stacked as required. The service life can be up to two years depending on the air-flow, humidity and organic compounds.

It is perfectly normal when first opening this product you may find some carbon blemishes on the inside of the packaging, due to the production process. We do recommend that when you first use the product with the PUK to have a damp cloth placed over the blowout outlet in order to capture any dust.

If it is necessary, the dust particles can be cleaned off the PUK by simply going over the PUK with vacuum cleaner. If operated in a very dusty environment we recommend using a separate particle filter.



**primaklima**

## Parts list:



## Assembly instructions:

1.



2.



To position the PUK inside the PIT correctly it is advisable to use an object, like a teaspoon, that will glide around the outside of the PUK but inside the PIT.


3. IF NECESSARY



4.



5.



6.

